

*Chris * Craft*[®]
Commander



A new series of all-fiberglass luxury cruisers






Even before the first Commander appeared, Chris-Craft was no stranger to fiberglass. Hardtops, cabin tops, fishing bridges, sinks, and other components of fiberglass have been made by Chris-Craft for many years. Sailboats and small open boats of fiberglass are also produced by Chris-Craft.

But with the introduction of the Commander series, Chris-Craft became a leader in the production of luxury fiberglass cruisers. The first Commander was an immediate success. It quickly out-performed and outclassed fiberglass boats that have been in production for years. And the 38' hull proved so fast, rugged, and easy to handle that two more models, a Sport Fisherman and a Sedan, have now been designed to utilize it.



The Chris-Craft 38' Commanders have a unique hull design which features a flared keel extending from bow to transom. It provides feather-touch control in both quartering seas and while making high-speed turns in choppy water. Yet the bottom is not merely a constant vee. As the keel sweeps aft, it flares into a broad horizontal surface, which assures the stable and fast ride of a planing hull, and eliminates the tenderness and lack of maneuverability found in typical deep-vee designs. The transom is vee-shaped, and works with the keel to insure positive steering in a following sea. Another design characteristic, a full-length hullside foil, traces a graceful line about a foot above the waterline, where it helps keep aft sections free of spray while under way. Exhaust and other through-hull fittings are vented out of sight on the undersides of the foils, minimizing noise and carrying exhaust fumes away with the wake. The entire hull, cabin sides, decks, cabin top, hardtop, and cockpit are fiberglass, and require little maintenance.



specifications

Length O.A.	38'0"	Freeboard, forward	62"
Beam	13'0"	Freeboard, aft	50"
Sleeping Capacity	6	Fuel Capacity, Gallons	200
Draft	36"	Fresh-Water Capacity, Gallons ..	75

standard equipment

38' commander

Anchor • Anchor Line • Automatic Bilge Pump • Bell • Bilge Blower • Bow Pole and Pennant • Carpeting • Chocks • Cleats • Cockpit Drains • Compass • Dock Lines • Draperies • Electric Horn • Electric Refrigerator • Electric Stove, 3-burner, w/oven • Electric Toilet • Fire Extinguishers • Fresh-Water System, Hot and Cold • Foam Cushions and Mattresses • Handrails and Stanchions on Forward, Side and Aft Decks • Handrails on Cabin Roof • Hardtop with Ventilating Windshield and Sliding Sideshield • Hatch with Deadlight and Grille • Helmsman and Companion Seats • International Navigation Lights • Life Preservers • Mast and Yardarm • Mirror • Mooring Bitts • Mufflers • Rope Deck Pipe • Screens • Shipping Cradle • Shower • Stainless-Steel Galley Sink • Stern Pole and Ensign • Weather Cloths • Windshield Wipers, two • Wiring, 115 Volt.

38' commander sedan

Anchor • Anchor Line • Automatic Bilge Pump • Bell • Bilge Blower • Bow Pole and Pennant • Carpeting • Chocks • Cleats • Cockpit Drains • Compass • Dock Lines • Draperies • Electric Horn • Electric Refrigerator • Electric Stove, 3-burner, w/oven • Electric Toilet • Fire Extinguishers • Fresh Water System, Hot and Cold • Foam Cushions and Mattresses • Handrails and Stanchions on Forward, Side and Aft Decks • Handrails on Cabin Roof • Hardtop with Ventilating Windshield and Sliding Sideshield • Hatch with Deadlight and Grille • International Navigation Lights • Life Preservers • Mast and Yardarm • Mirror • Mooring Bitts • Mufflers • Rope Deck Pipe • Screens • Shipping Cradle • Shower • Stainless-Steel Galley Sink • Stern Pole and Ensign • Weather Cloths • Windshield Wiper • Wiring, 115 Volt.

38' commander sport fisherman

Anchor • Anchor Line • Automatic Bilge Pump • Bell • Bilge Blower • Bow Pole and Pennant • Carpeting • Chocks • Cleats • Cockpit Drains • Compass • Dock Lines • Draperies • Electric Horn • Electric Refrigerator • Electric Stove, 3-burner, w/oven • Electric Toilet • Fire Extinguishers • Fishing Bridge w/dual controls and ladder • Fresh Water System, Hot and Cold • Foam Cushions and Mattresses • Handrails and Stanchions on Forward, Side and Aft Decks • Handrails on Cabin Roof • Hardtop with Ventilating Windshield and Sliding Sideshield • Hatches with Deadlight and Grille • Helmsman Seat on Bridge • International Navigation Lights • Life Preservers • Mirror • Mooring Bitts • Mufflers • Rope Deck Pipe • Screens • Service Bar in Deck House w/ice box and sink • Shipping Cradle • Shower • Stainless-Steel Galley Sink • Stern Pole and Ensign • Weather Cloths • Windshield Wiper • Wiring, 115 Volt.

All illustrations and specifications contained in this literature are based on the latest product information available at the time of publication approval. The right is reserved to make changes at any time without notice in prices, colors, materials, equipment, specifications and models. And also to discontinue models. Speeds shown herein were obtained either by actual tests or are estimates based on engineering calculations. The test is conducted over a certified course with a driver, fuel and water tanks two-thirds full, and is averaged in two directions, with and against wind and current. The stated speed is based on the maximum horsepower specified for each new boat at full throttle operation.

Chris-Craft®

Chris-Craft Division, Chris-Craft Corporation, Pompano Beach, Florida

Printed in U.S.A.